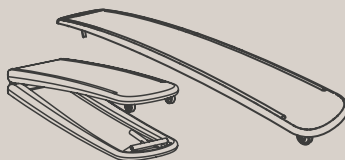


MADE IN ITALY



EXIT
CARBON



CARBON FIBER SOLID & FOLDING
GANGWAYS

For small Yachts to Cruising ships

TABLE OF CONTENTS

INTRO	2 - 3
GANGWAYS TECHNICAL DATA SHEET	4 - 10
BLADE SYSTEM	12 - 13
FEMALE DECK SOCKET	14 - 15
CUSTOMIZATION, ACCESSORIES, OPTIONS	16 - 18
CUSTOMER SERVICE	19 - 20

EXIT ENGINEERING'S MISSION

EXIT ENGINEERING designs and builds ultra high-end carbon fiber accessories for yachts.

We stand behind everything we do with:

- MATERIALS THAT ARE ABOVE AND BEYOND INDUSTRY STANDARDS
- TRACKING PRODUCTION PROCESSES TO ENSURE QUALITY
- GUARANTEES FOR OUR PRODUCTS' PERFORMANCE
- QUICK, CONSISTENT DELIVERY TIMES
- SUPERIOR AFTER-SALE SERVICE

HOW DO WE DO IT?

We're engineers - we love what we do, and we love to talk about it. But we know not everyone gets excited about technical details like pre-preg fabrics, high pressure and temperature autoclave curing, or clean room lay-ups. What we want our customers to understand, however, is that we utilize the best professional composite builders.

But that's just the beginning:

- We use aerospace industry standards for cleanliness in our production facilities to eliminate imperfections.
- Our suppliers are re-inspected and certified every 6 months to ensure we bring only our best work to your boat.
- Autoclave rated female moulds, made with carbon or aluminum, cost us 5 to 10 times more than typical marine industry moulds—but are the most precise moulds available and the only ones able to withstand the temperature and pressure necessary to bring you an EXIT CARBON product.
- Computer Numerical Control machining
- Surface modeling CAD gives us enormous flexibility in designing with carbon fiber.



BEST AVAILABLE MATERIAL

Our 100% carbon pre-preg fabrics and carbon moulds result in strong, precise, and beautiful products for you.



THE RESULT IS EXIT CARBON

When the world's best manufacturers of mid-range to super-yachts need something exceptional, they look for EXIT CARBON products. An increasing number of high-end yachts are equipped with EXIT CARBON accessories and a growing number of sailing teams and naval architects ask to work with us. Our products are better, stronger, lighter, and have a more perfect carbon fiber finish than anyone else's. *Come see what we can do for you.*

BEST AVAILABLE TECHNOLOGY

Our clean room lay-up and autoclave curing meet the highest industry standards and eliminate imperfections

LOAD
RESISTANCE



LIGHTWEIGHT



CUSTOM
COLOR



YACHT
NAME



X-WHEELS



MATERIAL



CONFIGURATION

- INTEGRAL CARBON HINGES WITH ANTI-FOLDING RESTRAINT
- HIGH GLOSS CARBON FIBER FINISHING WITH TRANSPARENT ANTI-UV COATING
- LIGHT GREY NON-SLIP TREAD FINISH
- WHEELS ON A SAFE RIGID CASTER
- DOCK SIDE EYE BOLTS FOR TRAPEZE AND GUYS
- ADAPTERS FOR EXISTING SOCKETS, UP TO 34 MM DIAMETER
- SPARE PARTS KIT INCLUDED

TECHNICAL FEATURES

SOLID AND FOLDING GANGWAY

ALBA - SOLID

LENGTH 2200 mm (87")

WIDTH 390 mm (15")

WEIGHT 4.4 Kg (9.7 lb)

MAX LOAD 500 Kg (1.100 lbs)

WITH DECK PAD AS STANDARD (male pin on option)

AURORA - FOLDING

LENGTH open 2160 mm (85")

folded 1088 mm (43")

WIDTH 390 mm (15")

WEIGHT 5.6 Kg (12.3 lbs)

MAX LOAD 500 Kg (1.100 lbs)

WITH DECK PAD AS STANDARD (male pin on option)

LIBERA - FOLDING

LENGTH open 2850 mm (112") / folded 1430 mm (56")

WIDTH 450 mm (18")

WEIGHT 8.4 Kg (18.5 lbs)

MAX LOAD 500 Kg (1.100 lbs)

WITH DECK PAD AS STANDARD (male pin on option)

ALLEGRA - FOLDING

LENGTH open 3500 mm (138") / folded 1760 mm (69")

WIDTH 600 mm (24")

WEIGHT 13.9 Kg (30.6 lbs)

MAX LOAD 500 Kg (1.100 lbs)

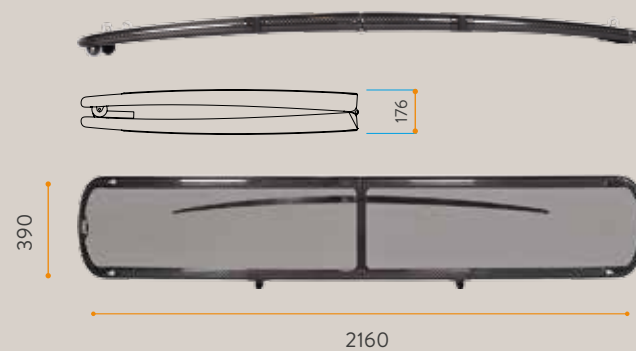
WITH MALE PIN AS STANDARD



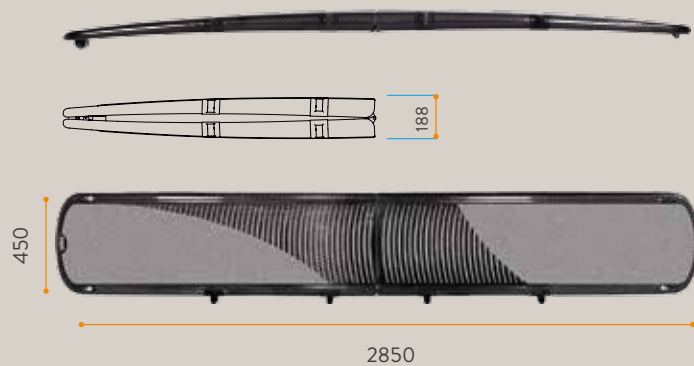
ALBA




AURORA



LIBERA



ALLEGRA



TECHNICAL FEATURES

SOLID AND FOLDING GANGWAY

SUPER YACHTS MULTIHULLS



CRUISE SHIPS

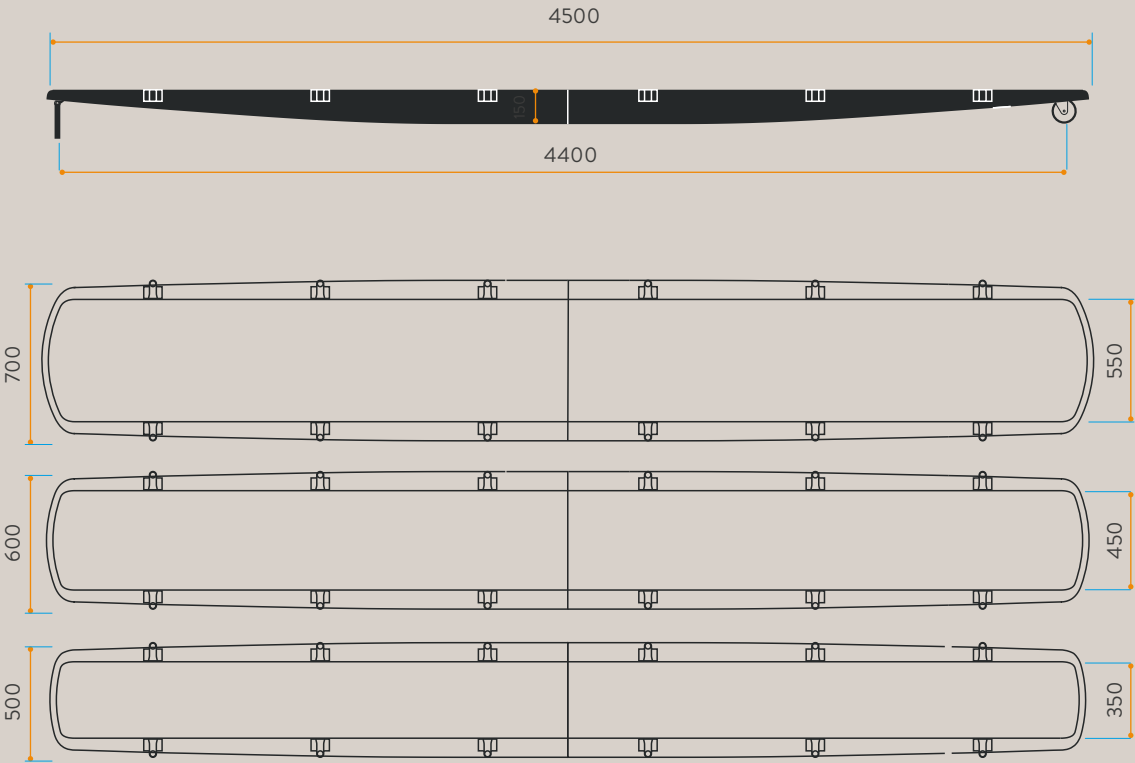


DIANA

LENGTH	open 4500 mm (177")	WIDTH 500, 600, 700 mm (20", 24", 28")	WEIGHT 14 to 21.5 Kg (30 to 47 lbs)	MAX LOAD 800 Kg (1760 lbs)
	folded 2260 mm (89")			




*Available also
with 100 mm
diameter X-Wheels



LENGTH	open 5.000 mm (197") folded 2.510 mm (99")	WIDTH	500, 600, 700 mm (20", 24", 28")	WEIGHT	19 to 28,5 Kg (41 to 63 lbs)	MAX LOAD	900 Kg (1.980 lbs)
--------	---	-------	----------------------------------	--------	------------------------------	----------	--------------------



*Available also
with 100 mm
diameter X-Wheels




ELISA

LENGTH	open 5500 mm (217")	WIDTH 500, 600, 700 mm (20", 24", 28")	WEIGHT 21 to 31,5 Kg (46 to 69 lbs)	MAX LOAD 1.100 Kg (2.200 lbs)
	folded 2750 mm (108")			



*Available also
with 100 mm
diameter X-Wheels

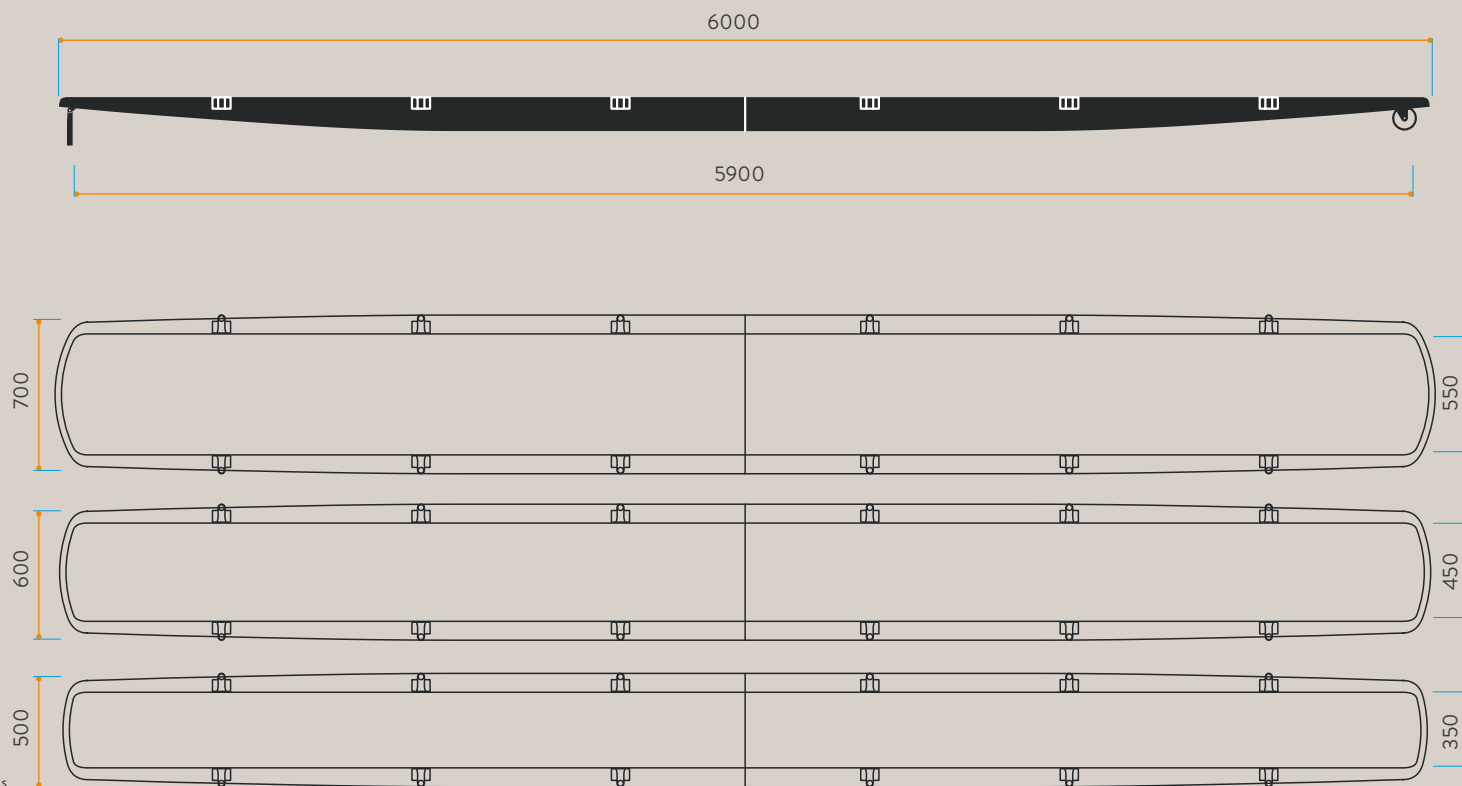


LAURA

LENGTH	open 6.000 mm (236")	WIDTH	500, 600, 700 mm (20", 24", 28")	WEIGHT	24 to 30,5 Kg (53 to 67 lbs)	MAX LOAD	1.100 Kg (2.400 lbs)
	folded 3.000 mm (118")						



*Available also
with 100 mm
diameter X-Wheels



BLADE SYSTEM

SPECIAL GANGWAY SYSTEM FOR PERSONS WITH REDUCED MOBILITY.

Extra wide and flat on deck and quai with easy access rollers, boatside male pin, dock side eye bolts for trapeze, and guys.

High gloss carbon fiber finishing with transparent anti-UV coating. Light grey non-slip tread finish.

Spare parts kit included.





BLADE SYSTEM

BARRIER FREE

Blade System is conceived for reduced mobility people using wheelchairs and wheeled vehicles to cross from dock to deck, or for cruising ships, with a higher flow of passengers than the usual yacht. The system is modular and can be built up to 3 meters long. The gangways are wide enough for even the largest scooter, with 76 cm of usable space. The gangways are provided with restraining steps on the sides, and can be equipped with handrail kits on one or both sides. To allow an easy use with wheelchairs and wheeled vehicles we introduced the Rollers System, covering the whole width of the gangway.

ROLLERS

Exit Carbon 30 mm Rollers are low enough to be no obstacle for your wheels. Of course the Rollers System is also used on the boat end, where we have a special Super Low Height male pin for these gangways. *Available, on option, with 50 mm rollers too, for added height clearance.*

FEMALE DECK SOCKET

THE RANGE

The most comprehensive range of deck sockets for your gangway. All come with an impeccable highly polished deck flange. A complete set of adapters is available to couple any pivot with any socket, up to 34 mm diameter. 90 mm deep sockets for a wobble-free fitting.

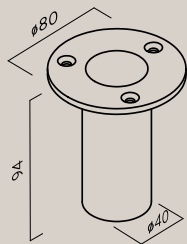
FINISHING

We made no compromises: from surfaces polished in the same workshops used by Vicenza's famous gold jewelers, to solid CNC machining, this is the absolute best you can buy.



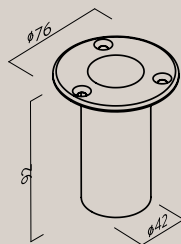
STAINLESS STEEL

High quality, AISI316 welded socket with polished flange.



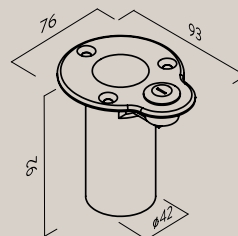
PREMIUM STAINLESS STEEL

A single block of AISI316 steel CNC machined for the smoothest effect.



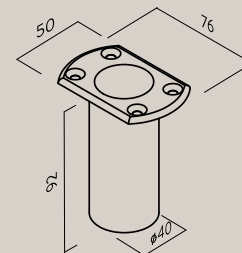
PREMIUM STAINLESS STEEL WITH KEY-LOCK

With marine grade lock and key. It needs a special bushing on the male pin.



PREMIUM STAINLESS STEEL SQUARE FLANGE

Perfect to be installed on narrow toe rails.



CUSTOMIZATION, OPTIONS AND ACCESSORIES

Exit Carbon offers a wide range of options and accessories to fully customize your gangway:

- We can paint the gangway structure or walking surface in your choice of color
- Add a one- or two-side handrail kit in carbon fiber, black aluminum, or even painted
- Put your logo or yacht name in any form you choose
- The teak walking surface option adds elegance
- Use and deploy your gangway easily with one of our trapezes
- LED light cascade illuminates the water and dock for a distinctive look

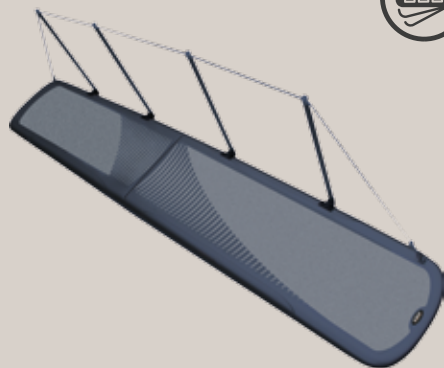
Create something truly special for your yacht with Exit Carbon.



CUSTOMIZATION

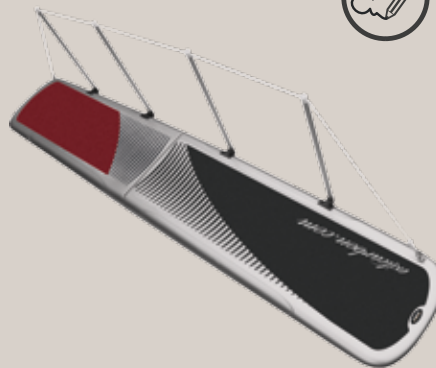
CUSTOM PAINTING

The gangway and the walking surface can be painted with any RAL or Awlgrip colors, including metallic versions.



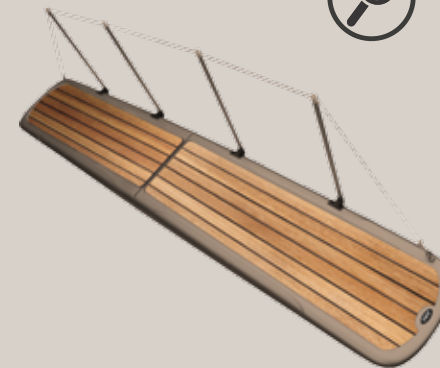
YACHT NAME

You can customize your gangway with your logo, yacht name, or drawing. Our best selling option is the name/logo as carbon fiber left visible within the anti-skid paint, giving a unique textured effect.



TEAK SURFACE

Our teak walking surface is 100% hand-made and follows the elegantly rounded gangway design. We use high-quality, 10 mm sheets of teak.




OPTIONS & ACCESSORIES

HANDRAIL



DOUBLE HANDRAIL



CARBON FIBER HANDRAIL



LIGHT CASCADE*



PADDED STOW BAG



TRAPEZES



CUSTOMER SERVICE



A COMPLETE SERVICE, INCLUDING MAINTENANCE: EXIT CARBON REFIT

With weather and use, you might want to refresh the paint or add an option at the end of the season.

No problem! Simply contact us to arrange to ship your EXIT CARBON gangway to the factory, and it will come back to you like new—or even better.

In the picture on the left



“VINTAGE 2008 AURORA, SENT BACK FOR REFIT IN 2016. ALL THE SCRATCHES CAN BE ELIMINATED. WITH A REPAINT AND THE SUBSTITUTION OF METAL PARTS, YOUR GANGWAY WILL BE NEW AGAIN. DON'T WASTE THE DURABILITY OF AUTOCLAVE CURED CARBON FIBER!”

CUSTOMER SERVICE

HOW TO BUY

We ship anywhere.

Just complete the form on our website

www.exicarbon.com

or send us an email (or scan QR code), and you'll receive an offer with information on the products you want.

When you're ready to order, you'll receive a proforma invoice with all the details on your requested items, options, shipping times, and how to pay.

We can receive payments in many world currencies.

FOR USA, UK, AND AUSTRALIAN CUSTOMERS,
WE HAVE LOCAL BANK ACCOUNTS FOR YOUR
PAYMENTS.

And, of course, credit cards are always welcome.

**Professional Customers, please contact us for B2B offers.*

AFTER SALE

Most options, such as additional sockets, yacht name, handrail kits, and LED lights, can be added to your order at any time. All small spare parts are always in stock.



©2018 EXIT ENGINEERING

ANY REPRODUCTION, EVEN IF PARTIAL, IS STRICTLY FORBIDDEN

Exit Engineering reserves the right for technical modification without any prior notification, in order to improve its products

www.exitcarbon.com

Follow Us!  [exitcarbon](#)

EXIT CARBON IS DISTRIBUTED BY
Exit Engineering SRL

HEADQUARTER

Via Industria, 43 30010
Camponogara (VE) Italy
+39 041 8948030
info@exitcarbon.com

